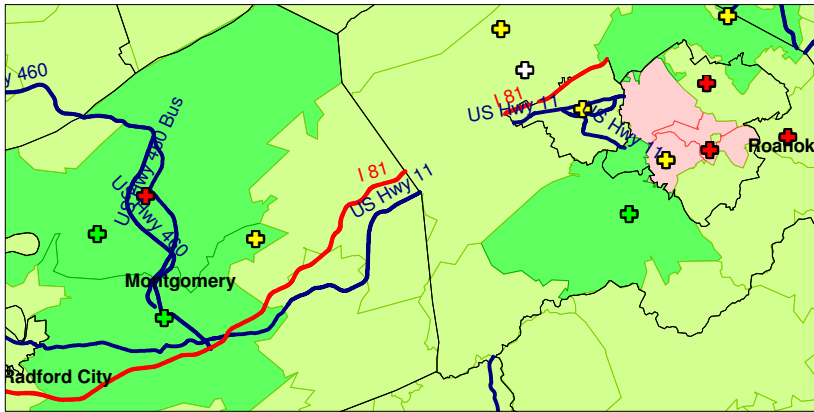
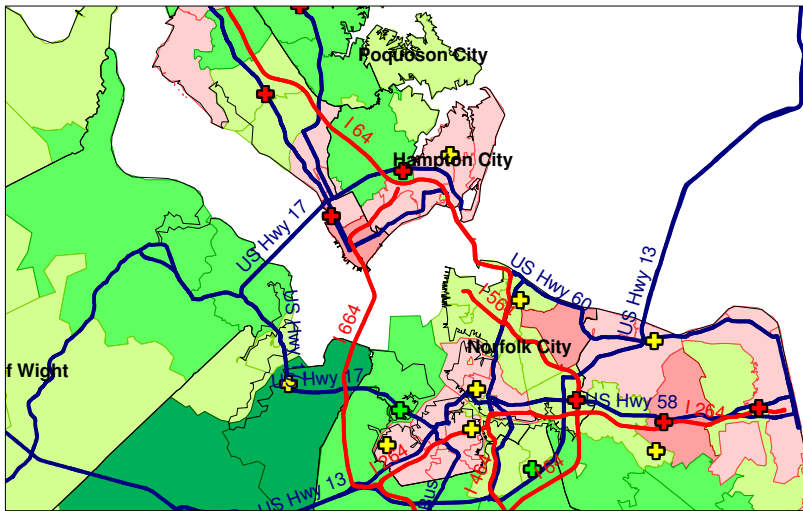


Projected Change in Population from 2009 to 2014 by ZIP Codes and Change in Congregation Average Attendance from 2003 to 2008 for the Virginia Synod

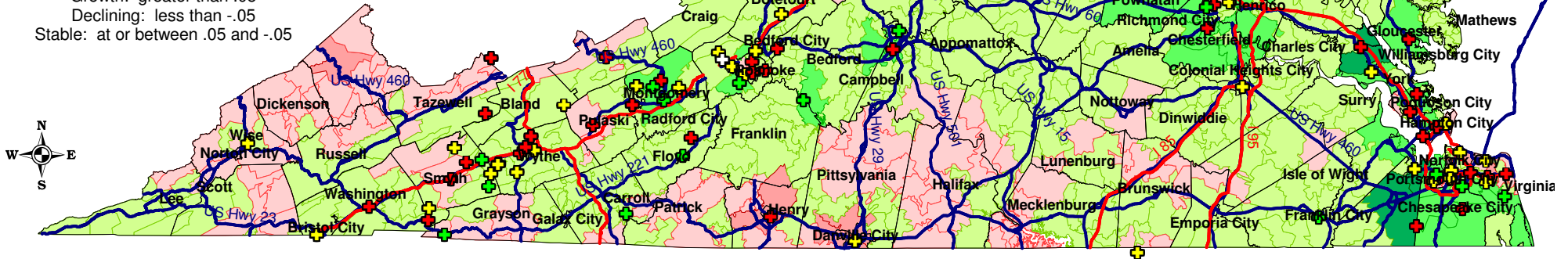


Roanoke, VA Area

Norfolk, VA Area



*Growing, stable or declining congregations were determined by $(2008 \text{ avg att} - 2003 \text{ avg att}) / 2003 \text{ avg att}$
 Growth: greater than .05
 Declining: less than -.05
 Stable: at or between .05 and -.05



NUMBER CHANGE

- 5,000 to 8,900 (7)
- 1,000 to 5,000 (71)
- 0 to 1,000 (479)
- 500 to 0 (158)
- 1,400 to -500 (7)

Congregations

- Growing (30)
- Stable (60)
- Declining (72)
- Missing data (1)

